

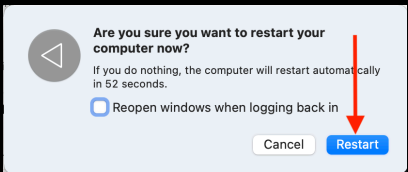
Mac Tech Tips



Tips to help you troubleshoot the most common computer problems

Did You Restart?

- ❖ Click Apple at top left of display and select Shut Down
- OR
- ❖ Press and hold power button until computer turns off
- ❖ Press power button to turn on



Backup Options

- * Copy to Google Drive often
- * iCloud Backup

Documents

- * Name immediately
- * Save often

Keyboard Shortcuts



Undo
Cmd + Z



Cut
Cmd + X



Copy
Cmd + C



Paste
Cmd + V



Quit
Cmd + Q



Select All
Cmd + A



Find
Cmd + F



New
Cmd + N

Don't pick up by the display!
Shut down before placing
in backpack



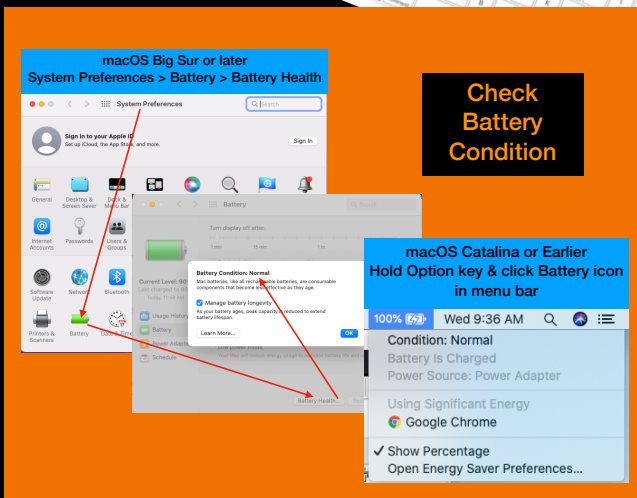
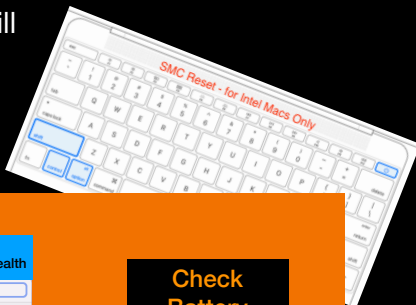
Take good care
Of your CYSD
MacBook Air

SMC Reset

- ❖ Press Shift-Control-Option-Power at the same time
- ❖ Hold for 10 seconds, then release
- ❖ Power cable light will change from amber to green and back
- ❖ Press power button to turn on Mac

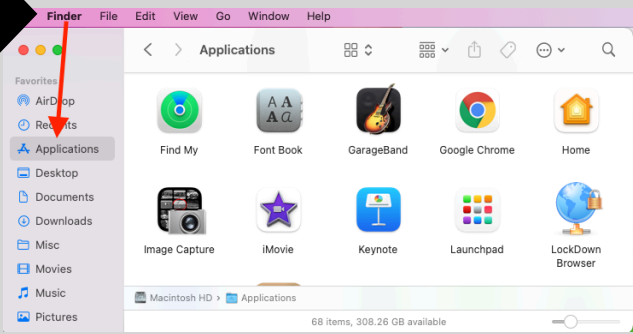
Won't turn on?

- ❖ SMC Reset
- ❖ Check Battery



Check
Battery
Condition

Find Applications on your Computer



Drag icon to dock to create a shortcut

Repairs

- ❖ Lost, Damaged Computer?
- ❖ See tech office
- ❖ Device Protection Plan: \$60/year or one incident free/year if you have F/R lunch

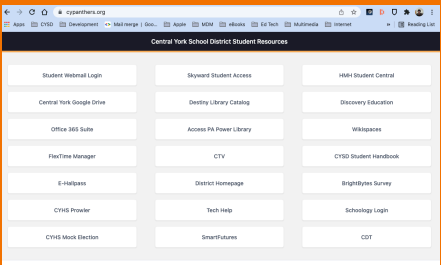
Chargers

Lost, Damaged Charger?
See main office staff to pay and get receipt
\$50 or one free/year if you have F/R lunch
Bring receipt to tech office in Hub to exchange for new

Application Troubleshooting

- * Quit app and restart
- * Cmd-Opt-Esc to Force Quit
- * Restart computer
- * Is App up to date?
- * Chrome:
 - Clear cache
 - Remove unnecessary extensions
 - No VPNs allowed!
- * Schoology
 - Use link on [cypanthers.org](https://www.cypanthers.org)
 - Login with username, not email
 - Cookies should be allowed
 - Google Docs don't work - try disconnecting from Schoology

CYSD Student Resources



<https://www.cypanthers.org>

SPILLS?

Keep food and drinks way from your devices.


In case of spills, please follow these steps:

- Immediately turn off the laptop, unplug, leave off
- Wipe up any visible liquid
- Do not turn it on or plug in the device
- At home, dry out - Put upside-down like tent near fan
- Do NOT put in rice


Bring to the tech office as soon as possible



CYHS Tech Tips



TechFAQ Wakelet



CYHS iTeam



Knowledge Base



TechFAQ Doc



Laptop Handbook