



Directions for Accessing Your Central York Cyber Academy Account

Central York Cyber Academy Web Address: <https://sis.odysseywareacademy.com>

1. To get your account information, you will need to open an email you would have received from OWA (Odysseyware Academy). This email will be sent to your cypanthers email account.

2. The link included in this email should be used to access your CYCA account. Once you have gained access, the Student Dashboard appears. Note the Academic Snapshot, which lists the courses that you are enrolled in, your course grade and your pacing status. (Figure 1)

Menu Options

Academic Snapshot

Figure 1

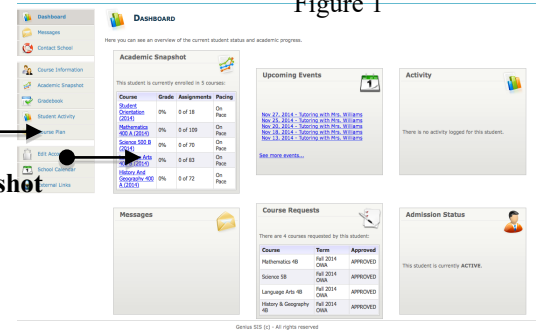
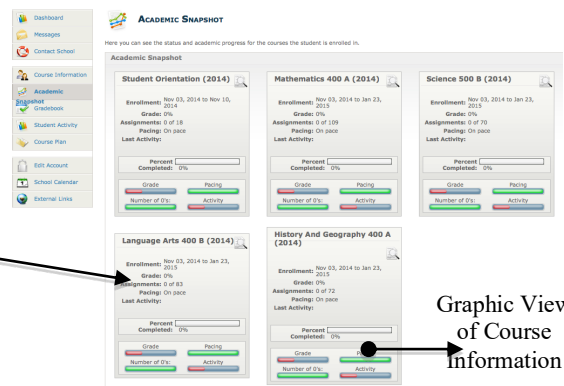


Figure 2

3. The next area to explore is the Academic Snapshot link on the left within the Menu Options. The Academic Snapshot page provides a graphic display of each class you are taking, your current grade, number of assignments completed, and your pacing. (Figure 2)

Enrollment, Course grade, Assignments, and Pacing

Graphic View of Course Information



4. Next, explore the Gradebook link on the Menu Options. This link provides you with the teacher name and his/her contact information. In addition, the Gradebook will show you all of the course assignments, each assignment's recommended due date, and your grade for each assignment. You can access each course Gradebook by clicking the radial button at the top next to the course name. (Figure 3)

Switch to a different course gradebook.

Assignments, Grades, and Due Dates

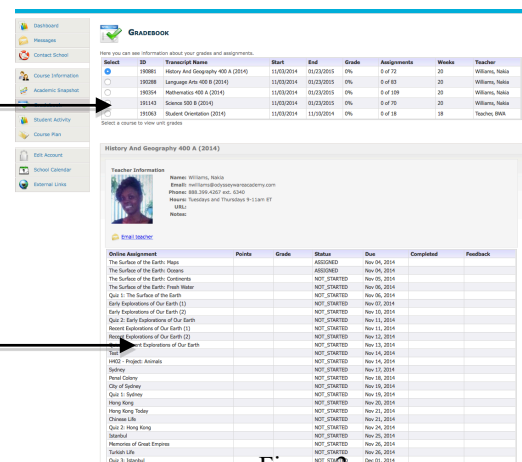


Figure 3